

ARF-29662  
REGULAR SESSION AGENDA  
Meeting Date: 02/13/2018

County Judge  
Received

Consent  
Treasurer

FEB 07 2018

TITLE: January 2018 Treasurer's Monthly Report

Submitted By: Maria Segura, Treasurer

AGENDA ITEM

18B

Originals for signature:

Yes ~~Require Form 1295;~~ N

Date Approved by County Attorney:

NA County Attorney Initials:

---

Information

SUMMARY OF ITEM:

Approve monthly report submitted by the County Treasurer for January 2018, and authorize advertisement of affidavit of the same, in accordance with Local Government Code 114.026.

FUNDING SOURCE:

Accounting Unit, Project or Grant Name;  
Account Name;

---

Attachments

January 2018 Treasurer Report  
CC Affidavit  
CC Order

---


- affidavit (199)  
- order report (9pm 2018)  
(199)

**AFFIDAVIT**


} State of Texas  
} County of Fort Bend

The members of Commissioners Court of Fort Bend County state as follows:


The requirements of Subsection (c) of Texas Local Government Code, § 114.026 have been met for the term of January 2018. The amount of cash and other assets in the custody of the County Treasurer at the time of examination are: Cash, \$400,452,046.86 and other assets (Investments and Pools) \$57,221,987.66.




Robert E. Hebert, County Judge




Vincent Morales, Commissioner, Precinct 1



Grady Prestage, Commissioner, Precinct 2



W. A. "Andy" Meyers, Commissioner, Precinct 3




James Patterson, Commissioner, Precinct 4

ATTEST:



Laura Richard, County Clerk



Date: 2-13-2018

ORDER APPROVING TREASURER'S MONTHLY REPORT


On the 13th day of February, 2018 the Commissioners Court of Fort Bend County met in regular session. Upon motion by Commissioner Meyer, and seconded by Commissioner Magalio, the Commissioners Court approved and entered this order.

In compliance with Texas Local Government Code §114.026, the Commissioners Court have compared and examined the treasurer's report for the term of January 2018 and have determined that the report is correct. The court hereby approves the report and directs the clerk to enter the order in the minutes of the Court.

This order incorporates the treasurer's report for the term herein above stated (a copy of which report is attached hereto) as though fully expressed herein, said report separately stating the amount received and paid from each fund since the county treasurer's preceding report and any balance remaining in the treasurer's custody.

Further, the affidavits are approved and this Court orders that the same be published once in the newspaper or, on the county's Internet website.

Approved this 13th day of February, 2018.

By:   
Robert E. Hebert,  
Fort Bend County Judge

§114.026. COUNTY TREASURER'S REPORT TO COMMISSIONERS COURT AT REGULAR TERM.

(a) At each regular term of the commissioner's court, the county treasurer shall make a detailed report of:

- (1) money received and disbursed;
- (2) debts due to and owed by the county; and
- (3) all other proceedings in the treasurer's office.

(b) At each regular term of the commissioner's court, the county treasurer shall exhibit the books and accounts of the treasurer's office for the inspection of the court and shall submit the vouchers relating to the books and accounts for audit and approval.

(c) After the commissioner's court has compared and examined the treasurer's report and has determined that the report is correct, the court shall enter an order in its minutes approving the report. The order must separately state the amount received and paid from each fund since the county treasurer's preceding report and any balance remaining in the treasurer's custody. The court shall properly credit the treasurer's accounts.

(d) Before the adjournment of each regular term of the commissioner's court, the county judge and each county commissioner shall give an affidavit stating that the requirements of Subsection (c) have been met at that term. The affidavit must state the amount of the cash and other assets that are in the custody of the county treasurer at the time of the examination. The affidavits must be filed with the county clerk and must be recorded in the minutes of the court for the term in which the affidavits are filed. The affidavits must be published once in a newspaper published in the county if there is such a newspaper or, if the county has an Internet website, on the county's website.

FORT BEND COUNTY TREASURER'S MONTHLY REPORT  
CASH AND INVESTMENT ACTIVITY  
January 31, 2018

| FUND | DESCRIPTION                 | BEGINNING<br>BALANCE | DEPOSITS       | WITH-DRAWALS  | ENDING BALANCE | INVESTMENTS   | TREASURER'S TOTAL<br>ENDING BALANCE |
|------|-----------------------------|----------------------|----------------|---------------|----------------|---------------|-------------------------------------|
| 100  | General Operating           | 55,540,336.08        | 144,160,648.20 | 43,492,970.86 | 156,208,013.42 | 12,966,696.52 | 169,174,709.94                      |
| 150  | Juvenile Operations         | 1,555,800.01         | 225,065.08     | 1,191,128.60  | 589,736.49     | -             | 589,736.49                          |
| 155  | Road & Bridge               | 11,225,004.06        | 6,921,339.35   | 1,502,169.51  | 16,644,173.90  | 53,272.83     | 16,697,446.73                       |
| 160  | Drainage District           | 11,855,614.08        | 4,749,984.28   | 415,066.63    | 16,190,531.73  | 736,191.36    | 16,926,723.09                       |
| 165  | Lateral Road                | 878,318.65           | 1,308.98       | -             | 879,627.63     | -             | 879,627.63                          |
| 170  | Statue Restoration          | 4,372.33             | 6.52           | -             | 4,378.85       | -             | 4,378.85                            |
| 175  | City Water Assistance       | 23,964.47            | 240.81         | -             | 24,205.28      | -             | 24,205.28                           |
| 185  | Entex Contributions         | 4.44                 | 0.01           | -             | 4.45           | -             | 4.45                                |
| 190  | H L & P Assistance          | 103,855.69           | 154.68         | 71.20         | 103,939.17     | -             | 103,939.17                          |
| 195  | County Law Library          | 1,255,762.88         | 35,705.48      | 25,151.32     | 1,266,317.04   | -             | 1,266,317.04                        |
| 200  | Law Enforcement Academy     | 483,416.57           | 49,848.94      | 6,374.37      | 526,891.14     | -             | 526,891.14                          |
| 360  | Law Enforcement Training    | 173,774.10           | 258.60         | 1,150.00      | 172,882.70     | -             | 172,882.70                          |
| 215  | Library Donations           | 111,456.73           | 4,108.41       | 3,027.97      | 112,537.17     | -             | 112,537.17                          |
| 225  | FBC Asset Forfei.Task-State | 464,228.60           | 242,330.62     | 7,033.20      | 699,526.02     | -             | 699,526.02                          |
| 235  | Probate Court Training      | 104,466.34           | 931.49         | -             | 105,397.83     | -             | 105,397.83                          |
| 245  | Alert Program-Juvenile      | 52,386.32            | 78.07          | -             | 52,464.39      | -             | 52,464.39                           |
| 255  | D A Asset Forfeiture-Fed.   | 52.53                | 0.08           | -             | 52.61          | -             | 52.61                               |
| 265  | Gus George Memorial         | 4,765.35             | 7.10           | -             | 4,772.45       | -             | 4,772.45                            |
| 275  | D A Special Fund Run        | 18,156.95            | 27.06          | -             | 18,184.01      | -             | 18,184.01                           |
| 280  | Co.Atty.Supplemental Salary | 228,033.97           | 335.72         | 4,638.55      | 223,731.14     | -             | 223,731.14                          |

FORT BEND COUNTY TREASURER'S MONTHLY REPORT  
CASH AND INVESTMENT ACTIVITY  
January 31, 2018

|      |                                |               |               |               |               |               |               |
|------|--------------------------------|---------------|---------------|---------------|---------------|---------------|---------------|
| 290  | VIT Interest (Tax Coll)        | 25,226.90     | 4,572.79      | 2,550.00      | 27,249.69     | -             | 27,249.69     |
| 300  | FBC Elections                  | 653,077.60    | 13,628.88     | 98,018.05     | 568,688.43    | -             | 568,688.43    |
| 305  | FBC Asset Forfeic.Task-Fed.    | 31,754.75     | 47.24         | 900.00        | 30,901.99     | -             | 30,901.99     |
| 310  | Sheriff Ofc/Forfei.Assets-St.  | 458,888.19    | 13,762.19     | -             | 472,650.38    | -             | 472,650.38    |
| 315  | Sheriff Ofc/Forfei.Assets-Fed. | 358,067.98    | 532.24        | 2,025.00      | 356,575.22    | -             | 356,575.22    |
| 320  | Constable Pct. 2 F/A           | 22.81         | 0.03          | -             | 22.84         | -             | 22.84         |
| 322  | Constable Pct 3 F/A            | 950.89        | 1.42          | -             | 952.31        | -             | 952.31        |
| 324  | Constable Pct 1 F/A            | 1,191.83      | 1.78          | -             | 1,193.61      | -             | 1,193.61      |
| 335  | DA Asset Forfeit.-State        | 260,886.85    | 385.57        | 3,842.32      | 257,430.10    | -             | 257,430.10    |
| 810  | Toll Road Operations           | 23,326,645.96 | 3,859,352.49  | 279,494.50    | 26,906,503.95 | 24,424,928.59 | 51,331,432.54 |
| 390  | Child Protective Service IV-E  | 25,773.44     | 18,936.95     | 9.07          | 44,701.32     | -             | 44,701.32     |
| 402  | Hope 3 Program Sales           | 5,554.35      | 8.28          | -             | 5,562.63      | -             | 5,562.63      |
| 410  | Child Support IVD Reimb.       | 265,752.58    | 3,521.87      | -             | 269,274.45    | -             | 269,274.45    |
| 415  | Local Law Enf.Block Grant      | 14,722.72     | 21.94         | -             | 14,744.66     | -             | 14,744.66     |
| 440  | Supervision                    | 2,787,534.55  | 238,901.37    | 484,022.27    | 2,542,413.65  | -             | 2,542,413.65  |
| 205  | Surface Water Supply Corp.     | 7,902.22      | 11.78         | -             | 7,914.00      | -             | 7,914.00      |
| TREA | Treasurer's Account            | 2,185,091.32  | 18,101,506.43 | 16,300,354.01 | 3,986,243.74  | -             | 3,986,243.74  |
| INVE | FBC Investment Account         | 10,094,324.81 | 47,323.93     | 10,140,224.81 | 1,423.93      | -             | 1,423.93      |
| 850M | Boon-Chapman Medical           | 2,421,907.95  | 2,002,606.29  | 2,787,695.94  | 1,636,818.30  | -             | 1,636,818.30  |
| 850D | Boon-Chapman Dental            | 1,517,303.12  | 2,115.20      | 177,341.28    | 1,342,077.04  | -             | 1,342,077.04  |
| 882  | Boon-Chapman 125               | 160,173.41    | 61,434.79     | 81,626.26     | 139,981.94    | -             | 139,981.94    |

FORT BEND COUNTY TREASURER'S MONTHLY REPORT  
CASH AND INVESTMENT ACTIVITY  
January 31, 2018

|         |                                    |               |               |              |               |              |               |
|---------|------------------------------------|---------------|---------------|--------------|---------------|--------------|---------------|
| 884     | Fee Officer's Account              | 1,245,413.97  | 1,522,225.36  | 1,634,717.75 | 1,132,921.58  | 1,000,000.00 | 2,132,921.58  |
| 912     | JP Credit Card Processing          | 83,890.14     | 279,797.46    | 213,729.66   | 149,957.94    |              | 149,957.94    |
| 908     | EMS Credit Card Processing         | 1,828.40      | 3,607.50      | 2,616.00     | 2,819.90      | -            | 2,819.90      |
| 600/605 | Debt Service Account               | 15,010,479.17 | 21,947,614.12 | -            | 36,958,093.29 | -            | 36,958,093.29 |
| GAS     | FBC Fuel Account (Susser)          | 4.84          | 253,977.81    | 253,945.92   | 36.73         | -            | 36.73         |
| 332     | Fire Marshal St. Ass't. Forfeiture | 666.42        | 0.99          | -            | 667.41        | -            | 667.41        |
| JP04    | JP #4 E-Filing                     | 1,947.44      | 7,406.53      | 4,842.19     | 4,511.78      | -            | 4,511.78      |
| DACC    | D A Credit Card Processing         | 2,593.26      | 2,469.65      | 2,592.04     | 2,470.87      | -            | 2,470.87      |
| PTCC    | Public Transportation Credit Cards | 1,026.25      | 1,628.90      | 1,663.57     | 991.58        | -            | 991.58        |
| CSCD    | CSCD Credit Card Account           | 89,417.85     | 137,299.25    | 107,795.67   | 118,921.43    | -            | 118,921.43    |
| LBCC    | Library Credit Card                | 2,807.94      | 11,766.98     | 8,690.05     | 5,884.87      |              | 5,884.87      |
| JUCC    | Juvenile Credit Card               | 1,381.50      | 2,387.29      | 2,070.63     | 1,698.16      |              | 1,698.16      |
| 815     | Grand Pkwy Toll Road Ops           | 7,180,464.93  | 4,102,786.29  | 2,801,850.29 | 8,481,400.93  | 4,595,416.23 | 13,076,817.16 |
| 145     | Emergency Svc Dist 100             | 4,277,326.22  | 6,374.63      | -            | 4,283,700.85  | 937,689.49   | 5,221,390.34  |
| 130     | Assistance Dist Number 1           | 17,894,407.21 | 334,027.15    | 1,500.00     | 18,226,934.36 | 86,657.86    | 18,313,592.22 |
| 131     | Assistant District Number 2        | 1,017,259.40  | 128,571.25    | 1,100.00     | 1,144,730.65  |              | 1,144,730.65  |
| 133     | Assistant District Number 4        | 773,424.26    | 28,145.27     | 425.00       | 801,144.53    |              | 801,144.53    |
| 134     | Assistant District Number 5        | 143,010.80    | 3,879.23      | 425.00       | 146,465.03    |              | 146,465.03    |
| 135     | Assistant District Number 6        | 2,655,906.47  | 104,333.55    | 525,924.00   | 2,234,316.02  |              | 2,234,316.02  |
| 136     | Assistant District Number 7        | 36,852.40     | 32,244.56     | -            | 69,096.96     |              | 69,096.96     |
| 137     | Assistant District Number 8        | 935.41        | 535.37        | -            | 1,470.78      |              | 1,470.78      |

FORT BEND COUNTY TREASURER'S MONTHLY REPORT  
CASH AND INVESTMENT ACTIVITY  
January 31, 2018

|      |                                   |                       |                       |                      |                       |                      |                       |
|------|-----------------------------------|-----------------------|-----------------------|----------------------|-----------------------|----------------------|-----------------------|
| 138  | Assistant District Number 9       | 46,922.78             | 46,435.47             | -                    | 93,358.25             |                      | 93,358.25             |
| 805  | Grand Pkwy Toll Rd Rev Bond       | 2,949,957.02          | 4,276.66              | 85,632.97            | 2,868,600.71          |                      | 2,868,600.71          |
| 206  | Industrial Development Corp.      | 101,866.22            | 151.81                | -                    | 102,018.03            |                      | 102,018.03            |
| CCCS | Non Fee Officer CC Clearing Acct  | 142,374.01            | 60,541.88             | 164.75               | 202,751.14            |                      | 202,751.14            |
| 802  | Sr. Lien Toll Rd Rev Bonds 2016   | 21,527,684.92         | 31,114.47             | 945,649.83           | 20,613,149.56         |                      | 20,613,149.56         |
| JPMT | Juror Payments                    | 35,933.84             | 25.56                 | 26,255.84            | 9,703.56              |                      | 9,703.56              |
|      | Engineering Permitting E-Check    | 11,926.05             | 558.16                | 16.05                | 12,468.16             |                      | 12,468.16             |
| 207  | FBC Historical Commission         | 1,853.03              | 2.76                  | 3.15                 | 1,852.64              |                      | 1,852.64              |
| 208  | East FBC Development              | -                     | -                     | -                    | -                     |                      | -                     |
| 742  | Facilities Bonds 2016             | 10,363,597.11         | 4,034,557.44          | 450,393.78           | 13,947,760.77         | 225,604.82           | 14,173,365.59         |
| 744  | Mobility Bonds 2016               | 6,923,639.10          | 6,061,698.96          | 2,930,889.07         | 10,054,448.99         | 12,195,529.96        | 22,249,978.95         |
| 746  | Jail Energy Efficiency Project    | -                     | -                     | -                    | -                     |                      | -                     |
| 748  | Mobility Bonds 2017               | 3,800,747.64          | 5,664.37              | -                    | 3,806,412.01          |                      | 3,806,412.01          |
| 750  | Mission Bend/Four Corners         | 12,273,705.93         | 18,285.47             | 6,315.36             | 12,285,676.04         |                      | 12,285,676.04         |
| JE11 | JP 1-1 E-Filing                   | 894.13                | 3,703.89              | 1,917.63             | 2,680.39              |                      | 2,680.39              |
| JE12 | JP 1-2 E-Filing                   | 129.24                | 10,475.34             | 3,183.74             | 7,420.84              |                      | 7,420.84              |
| JE02 | JP 2 E-Filing                     | 5,450.58              | 11,657.33             | 10,036.83            | 7,071.08              |                      | 7,071.08              |
| JE03 | JP 3 E-Filing                     | 768.60                | 9,020.49              | 6,509.35             | 3,279.74              |                      | 3,279.74              |
| 752  | FBC Westpark Extension            | 30,224,968.61         | 44,999.09             | 45,500.00            | 30,224,467.70         |                      | 30,224,467.70         |
| 806  | Grand Parkway Toll Road Authority | 324.72                | 0.01                  | 324.73               | -                     |                      | -                     |
|      | <b>Total</b>                      | <b>267,520,312.19</b> | <b>220,015,301.24</b> | <b>87,083,566.57</b> | <b>400,452,046.86</b> | <b>57,221,987.66</b> | <b>457,674,034.52</b> |



FORT BEND COUNTY TREASURER'S MONTHLY REPORT  
CASH AND INVESTMENT ACTIVITY  
January 31, 2018